


# Letter Recognition



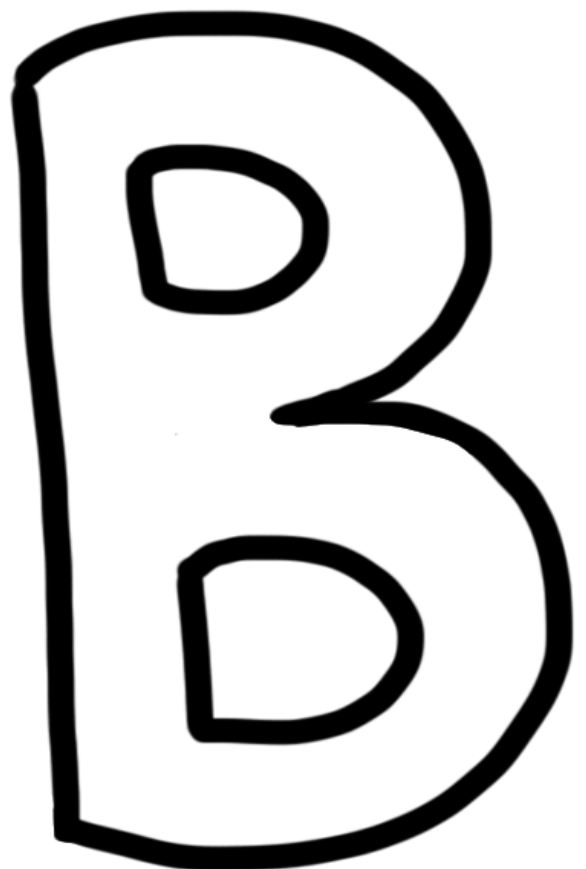

## Center Ideas

- ID letter (receptively by pointing or expressively by naming)
- color letter
- sponge paint letter
- rip and wrinkle tissue paper and glue inside letter
- stamp matching letter inside letter
- dot marker inside letter
- rip construction paper into small pieces and glue inside letter
- use glitter to decorate letter
- stick stickers inside the letters
- use wikki stix to trace letters

Student:

Date:

ELA Objective: identify letters from a field of 2



Data Tracker


	Receptive	Expressive
A	+ - p	+ - p
B	+ - p	+ - p

+ = independent  
p = prompted  
- = hand/hand

Student:

Date:

ELA Objective: identify letters from a field of 2



Data Tracker



	Receptive	Expressive
A	+ - p	+ - p
B	+ - p	+ - p

+ = independent  
p = prompted  
- = hand/hand

Student:

Date:

ELA Objective: identify letters from a field of 2



Data Tracker



	Receptive	Expressive
A	+ - p	+ - p
C	+ - p	+ - p

+ = independent  
p = prompted  
- = hand/hand

Student:

Date:

ELA Objective: identify letters from a field of 2



Data Tracker


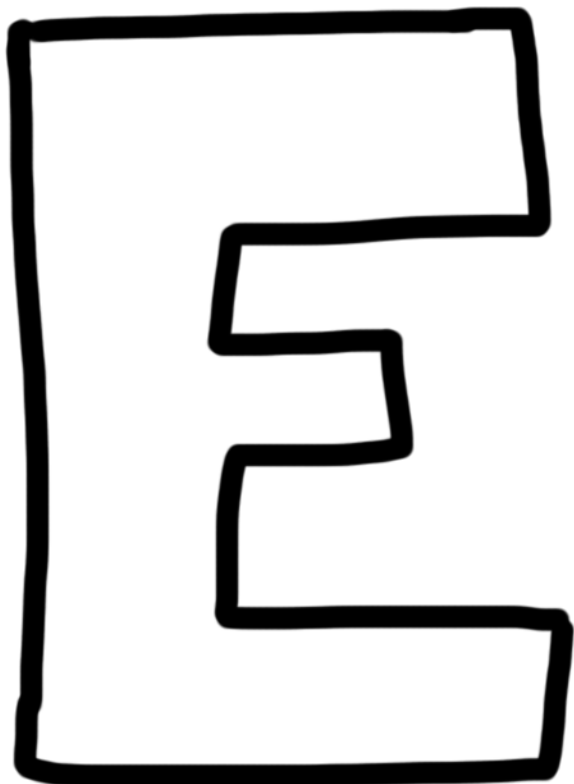
	Receptive	Expressive
A	+ - p	+ - p
C	+ - p	+ - p

+ = independent  
p = prompted  
- = hand/hand

Student:

Date:

ELA Objective: identify letters from a field of 2



Data Tracker



	Receptive	Expressive
A	+ - p	+ - p
E	+ - p	+ - p

+ = independent  
p = prompted  
- = hand/hand

Student:

Date:

ELA Objective: identify letters from a field of 2



Data Tracker

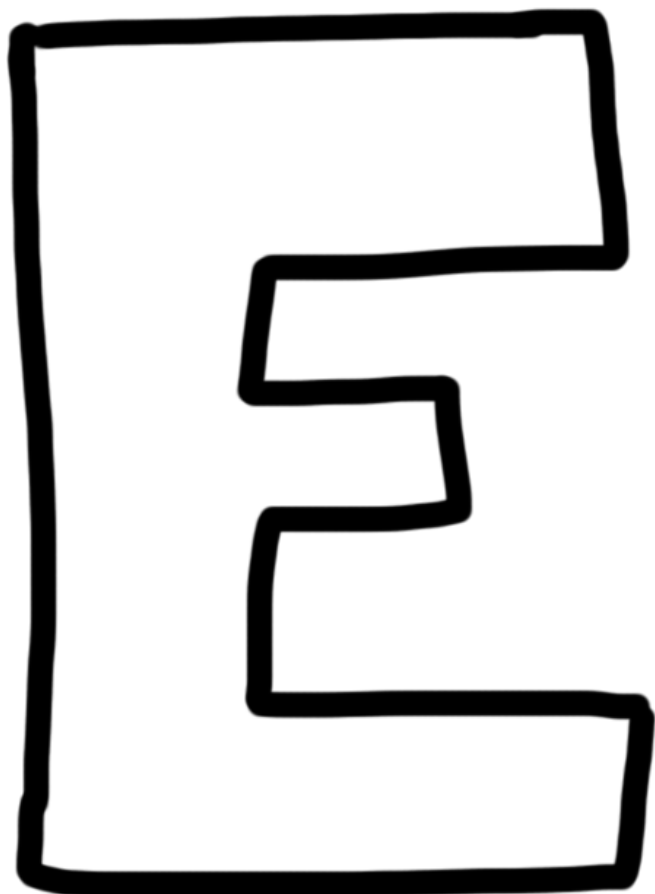

	Receptive	Expressive
A	+ - p	+ - p
E	+ - p	+ - p

+ = independent  
p = prompted  
- = hand/hand

Student:

Date:

ELA Objective: identify letters from a field of 2



Data Tracker

	Receptive	Expressive
D	+ - p	+ - p
E	+ - p	+ - p


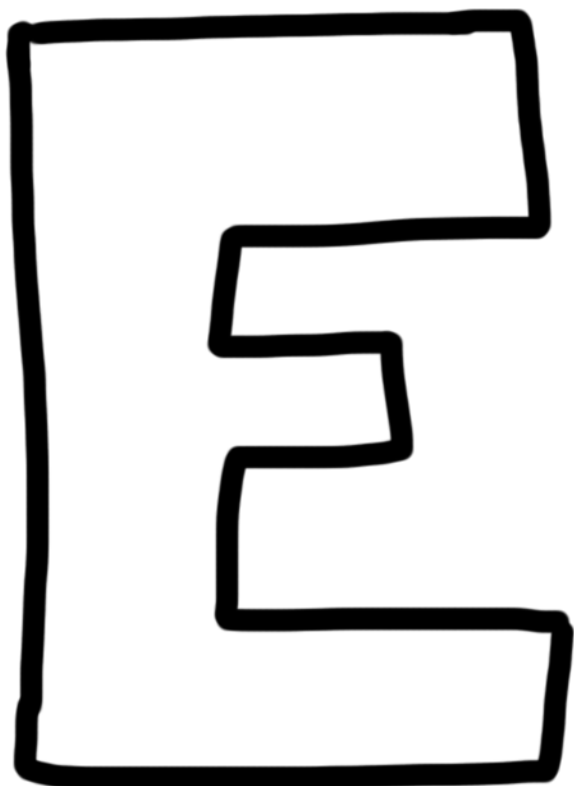
+ = independent  
p = prompted  
- = hand/hand



Student:

Date:

ELA Objective: identify letters from a field of 2



Data Tracker


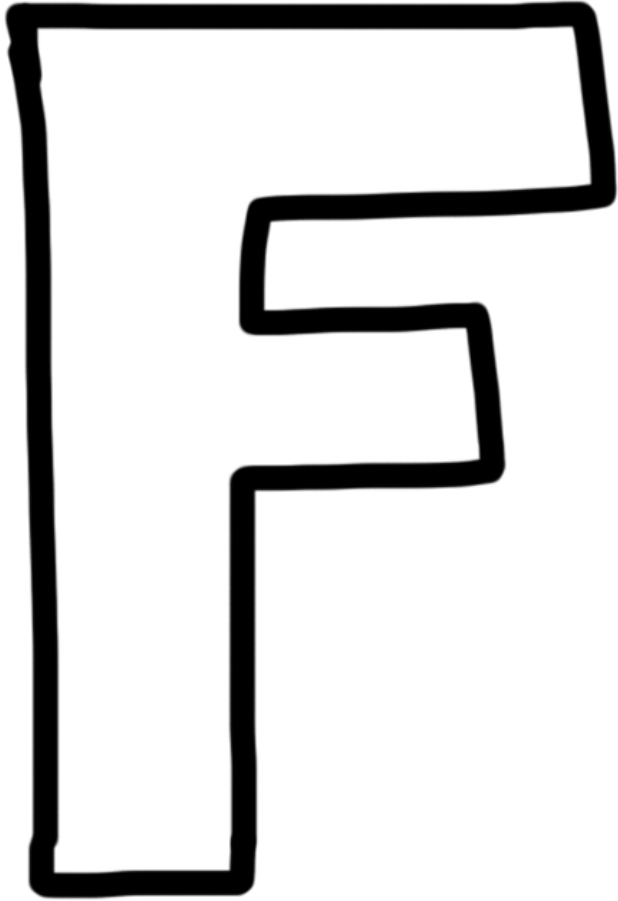
	Receptive	Expressive
D	+ - p	+ - p
E	+ - p	+ - p

+ = independent  
p = prompted  
- = hand/hand

Student:

Date:

ELA Objective: identify letters from a field of 2



Data Tracker

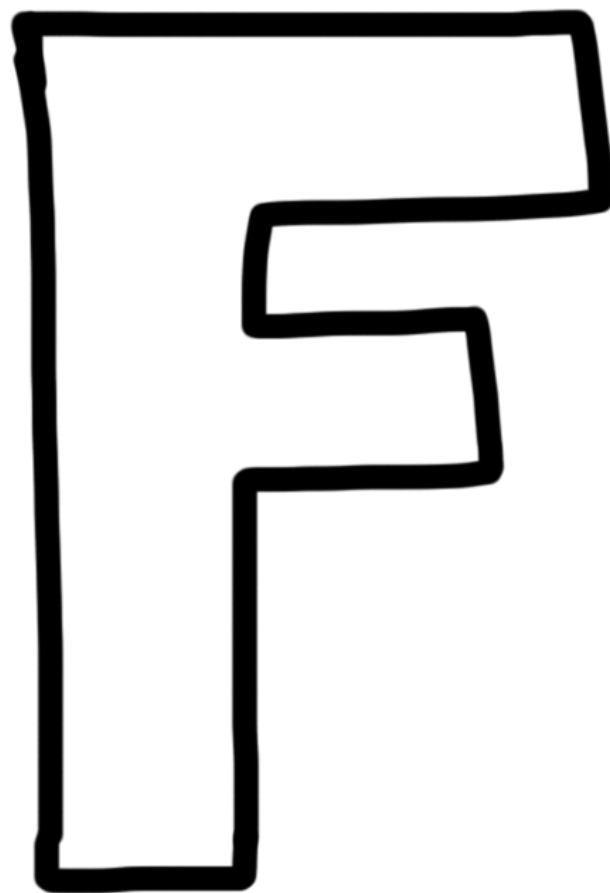

	Receptive	Expressive
C	+ - p	+ - p
F	+ - p	+ - p

+ = independent  
p = prompted  
- = hand/hand

Student:

Date:

ELA Objective: identify letters from a field of 2



Data Tracker




	Receptive	Expressive
C	+ - p	+ - p
F	+ - p	+ - p

+ = independent  
p = prompted  
- = hand/hand

Student:

Date:

ELA Objective: identify letters from a field of 3



Data Tracker


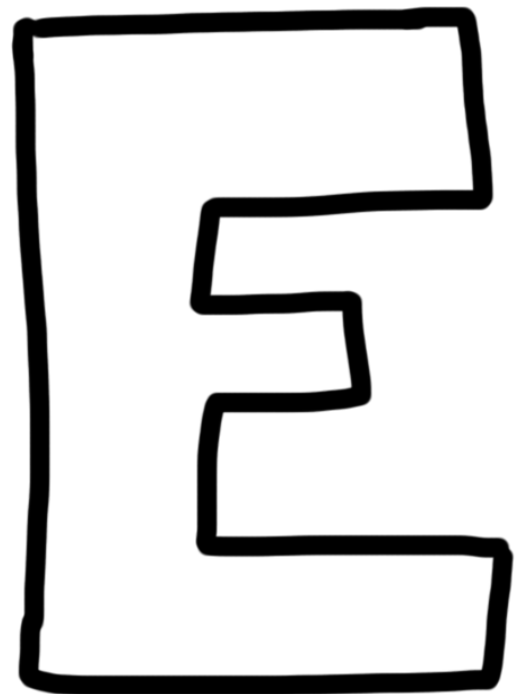

	Receptive	Expressive
A	+ - p	+ - p
C	+ - p	+ - p
E	+ - p	+ - p

+ = independent  
p = prompted  
- = hand/hand

Student:

Date:

ELA Objective: identify letters from a field of 3



Data Tracker

	Receptive	Expressive
A	+ - p	+ - p
C	+ - p	+ - p
E	+ - p	+ - p

+ = independent  
p = prompted  
- = hand/hand

Student:

Date:

ELA Objective: identify letters from a field of 3



Data Tracker

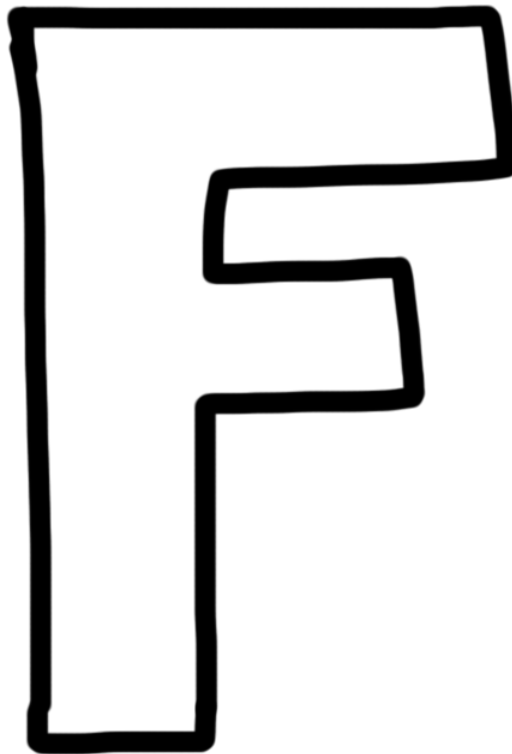

	Receptive	Expressive
A	+ - p	+ - p
C	+ - p	+ - p
E	+ - p	+ - p

+ = independent  
p = prompted  
- = hand/hand

Student:

Date:

ELA Objective: identify letters from a field of 3



Data Tracker

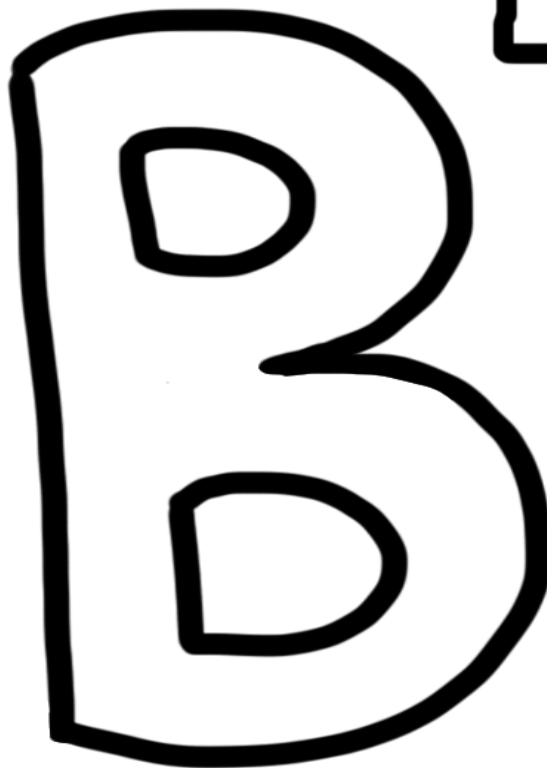
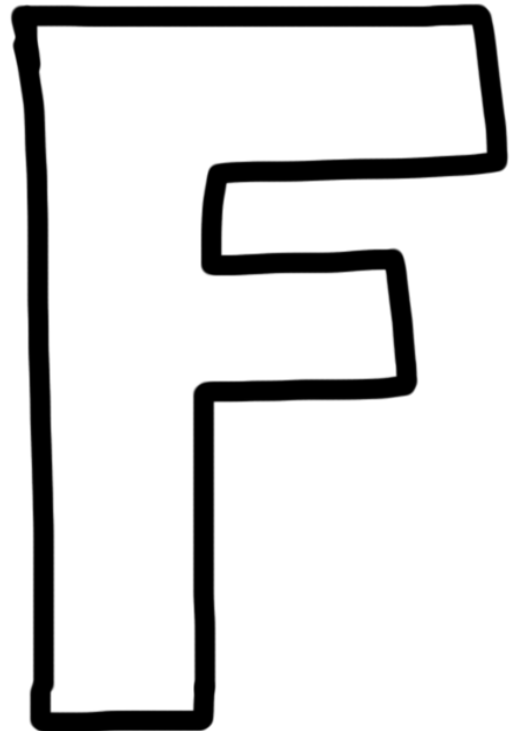

	Receptive	Expressive
B	+ - p	+ - p
D	+ - p	+ - p
F	+ - p	+ - p

+ = independent  
p = prompted  
- = hand/hand

Student:

Date:

ELA Objective: identify letters from a field of 3



Data Tracker

	Receptive	Expressive
B	+ - p	+ - p
D	+ - p	+ - p
F	+ - p	+ - p


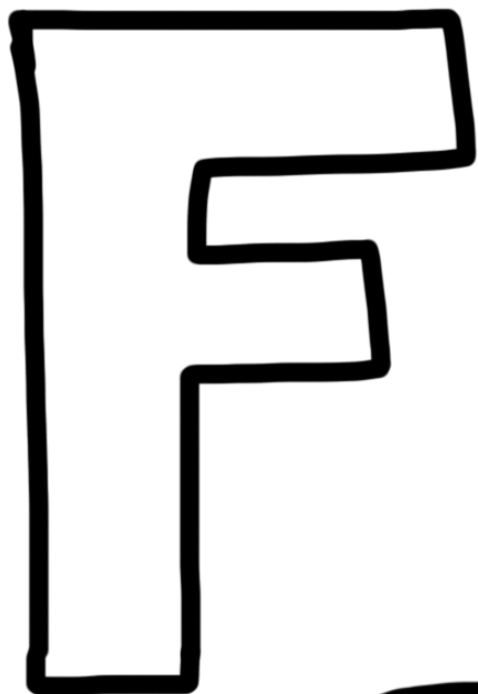
+ = independent  
p = prompted  
- = hand/hand



Student:

Date:

ELA Objective: identify letters from a field of 3



Data Tracker

	Receptive	Expressive
B	+ - p	+ - p
D	+ - p	+ - p
F	+ - p	+ - p

+ = independent  
p = prompted  
- = hand/hand